

# ULTRAFLO 5000

## Plastic Ultrasonic Flow Meter



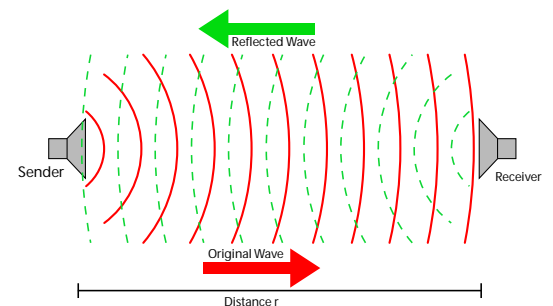
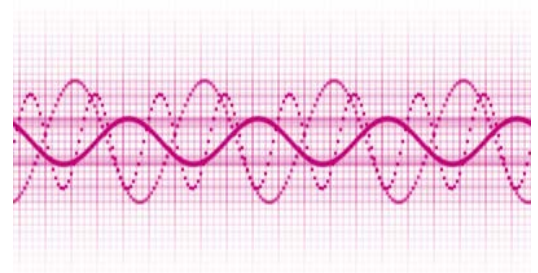
- Measures Continuous / Dosing / Pulsating Flow
- All Plastic Ultrasonic Measurement Technology



SERIES : ULTRAFLO 5000

CONNECTION : NPT / G Thread

### Sound Wave Technology



### FEATURES

- Excellent Chemical Resistance
- Suitable for High Purity Applications
- Ultrasonic Technology / No Moving Parts
- PE / PVDF Plastic Bodies
- Heavy Duty Design / Simple to Install
- Completely Corrosion Resistant
- RS-485 Output + 4-20mA
- Displays Flow Rate / Total
- 4-20mA Output + Pulse Relay
- IP67 Enclosure
- Negligible Pressure Drop
- Empty Pipe Alarm

### DESCRIPTION

The UltraFlo 5000 Flow Meter uses ultrasonic technology to measure both conductive and non conductive liquids, and is an excellent choice for very corrosive liquids such as strong acids and alkalis. The UltraFlo 5000 has no moving parts and can measure pulsating, dosing and metering flow applications. All parts that contact the liquid are made of corrosion resistant PE or PVDF materials. The UltraFlo 5000 is characterized by its high measurement accuracy and repeatability.

### Housing

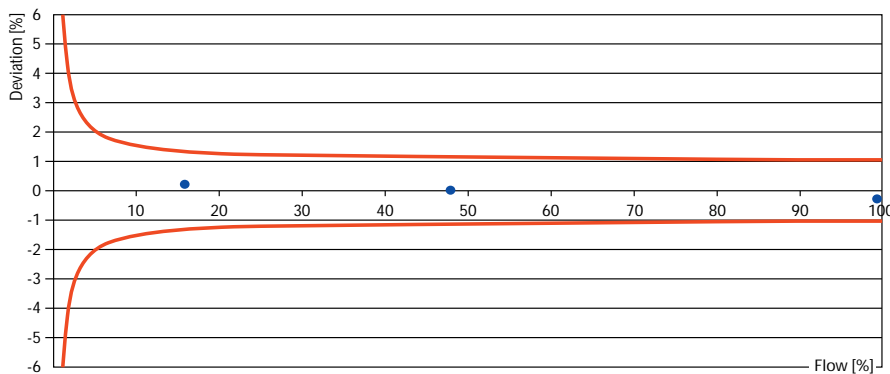
Material	PE (Polyethylene) / PVDF (Polyvinylidenfluoride)		
Protection Class	IP65 / NEMA 4X		
Medium Temperature	PE 0 - 60C / (0 -140°F) / PVDF-10 -100C / (-14 - 212°F)		
Measuring Range	<b>0.024-3.0 LPM</b>	<b>0.09-6.0 LPM</b>	<b>0.3-24 LPM</b>
Nominal Pressure (Non-Shock)	100 psi / 7 bar	100 psi / 7 bar	100 psi / 7bar
Dimensions L/W/H [mm]	168/147/50	168/147/50	171/147/50
Weight [kg] in PE-HD	0.67	0.67	0.72
Weight [kg] in PVDF	1.1	1.1	1.19

### Process connection

Outside thread G or NPT	½"	¾"	1"
-------------------------	----	----	----

### Electronics

Power Supply	24VDC / 3.6W
Electrical Connection	M12x1 plug 5 or 8 Pin (Plastic)
Display	Simultaneous display of Volume of Flow /Totalizer / Bar Graph / Backlit Display
Input	1 digital input - usable for dosing start
Outputs	2 digital outputs, configurable as pulse output or empty pipe alarm Current output configurable - 0/4-20mA / RS485-data interface.
Max. error of measurement	±2% (or) ±3mm/s (o.r. = of reading) / option ±1% (o.r)±3mm/s Reference conditions (VDI/VDE 2642)
Repeatability	0.05%



Example: Measuring points of a calibrated Truflo 5000

Size	Part Number	Material
½"	UFM-5000-50	PE
¾"	UFM-5000-75	PE
1"	UFM-5000-100	PE
¾"	UFM-5000-75-P	PVDF
1"	UFM-5000-100-P	PVDF

