
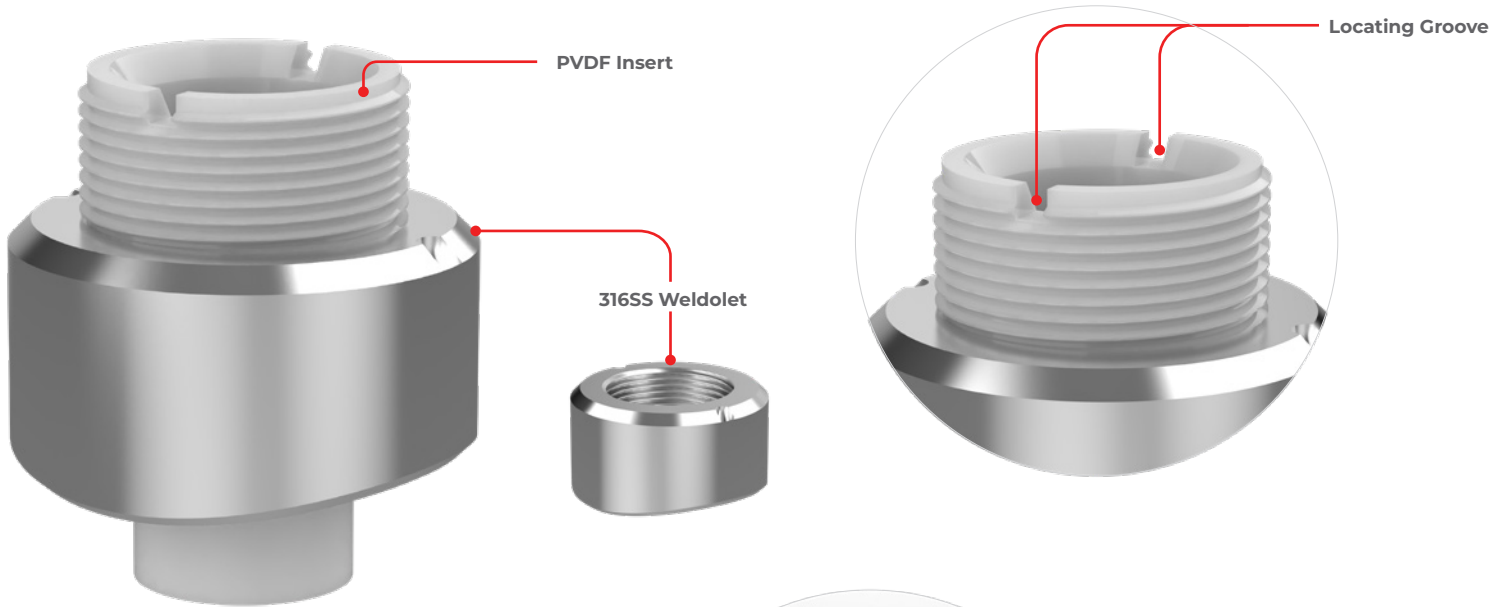


Precision Integration with Stainless Steel Strength

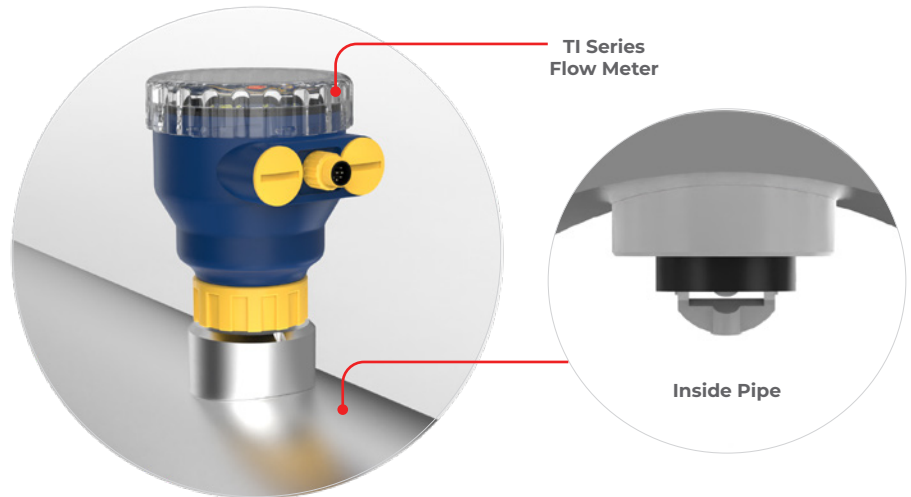
The Truflo SWOL Weld-on Adapter is a specialized component designed for efficient integration with flow meters, providing a reliable solution for seamless connection to piping systems. This adapter features a stainless steel weldolet, ensuring robustness and durability in diverse industrial environments.

Features

- ✓ 3" - 12" Pipe Sizes
- ✓ Will Accept Signet® Type Flow Meter
- ✓ Easy to Install
- ✓ 316SS Weldolet with PVDF | PVC | 316SS | CPVC Insert



TI Series Flow Meter with SWOL Adapter



Model Selection

Weld-On Adapter - 316 SS	
Size	Part Number
3"	SWOL3
4"	SWOL4
6"	SWOL6
8"	SWOL8
10"	SWOL10
12"	SWOL12

